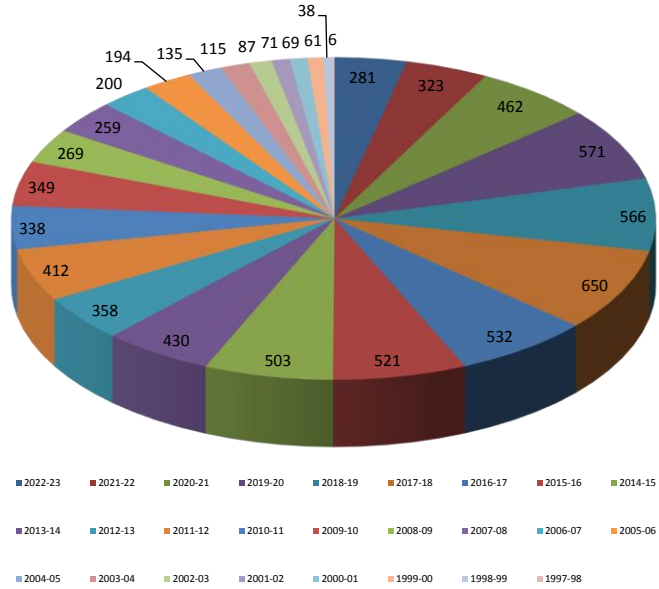


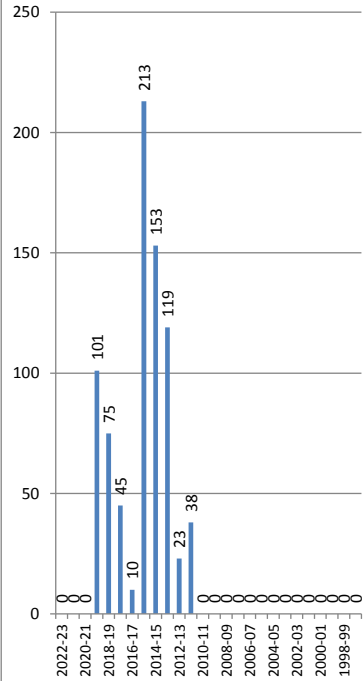
• JMS CHARITABLE TRUST - STUDENT'S MERIT SCHOLARSHIP - MILESTONE QUANTITY - YEAR WISE ANALYSIS •

F.Y. April to March	STUDENT Details																											TOTAL STUDENTS						
	EVENT				Category "O" (Up to VIII)				Category "A" (IX-X)				Category "B" (XI-XII)				Category "C" (Graduation)				Category "D" (Post Graduation)				Category "P" (Professional Course)				No of Stud.		Paid / Completed		No of Stud.	
	No of Stud.		Paid / Completed		No of Stud.		Paid / Completed		No of Stud.		Paid / Completed		No of Stud.		Paid / Completed		No of Stud.		Paid / Completed		No of Stud.		Paid / Completed		No of Stud.		Paid / Completed		No of Stud.		Paid / Completed		No of Stud.	
	Op. Balan.	Add New	No.of Stud.	Cl. Balan.	Op. Balan.	Add New	No.of Stud.	Cl. Balan.	Op. Balan.	Add New	No.of Stud.	Cl. Balan.	Op. Balan.	Add New	No.of Stud.	Cl. Balan.	Op. Balan.	Add New	No.of Stud.	Cl. Balan.	Op. Balan.	Add New	No.of Stud.	Cl. Balan.	Op. Balan.	Add New	No.of Stud.	Cl. Balan.	Op. Balan.	Add New	No.of Stud.	Cl. Balan.		
2022-23	0	0	0	0	8	1	6	4	21	14	25	22	119	74	82	165	120	64	103	148	13	11	19	17	0	46	46	46	281	210	281	402		
2021-22	0	0	0	0	3	6	21	8	53	4	33	21	204	77	129	119	169	59	129	120	25	2	11	13	0	0	0	0	454	148	323	281		
2020-21	0	0	0	0	11	0	3	3	54	0	54	53	210	1	211	204	168	1	169	169	25	0	25	25	0	0	0	0	468	2	462	454		
2019-20	0	101	101	0	10	1	2	11	45	22	67	54	122	96	218	210	117	115	164	168	31	13	19	25	0	0	0	0	325	348	571	468		
2018-19	0	75	75	0	16	23	34	10	19	31	50	45	76	119	186	122	65	123	184	117	6	33	37	31	0	0	0	0	182	404	566	325		
2017-18	0	45	45	0	2	36	38	16	35	48	72	19	128	141	267	76	141	70	196	65	25	32	32	6	0	0	0	0	331	372	650	182		
2016-17	0	10	10	0	4	29	30	2	56	27	72	35	85	134	190	128	123	128	195	141	38	4	35	25	0	0	0	0	306	332	532	331		
2015-16	0	213	213	0	4	36	37	4	43	30	59	56	58	53	81	85	117	58	117	123	3	12	14	38	0	0	0	0	225	402	521	306		
2014-15	0	153	153	0	0	34	34	4	41	39	77	43	53	46	89	58	98	66	143	117	2	5	7	3	0	0	0	0	194	343	503	225		
2013-14	0	119	119	0	3	20	23	0	28	42	65	41	59	51	103	53	81	46	109	98	9	8	11	2	0	0	0	0	180	286	430	194		
2012-13	0	23	23	0	4	40	41	3	72	25	45	28	62	55	92	59	69	76	127	81	55	7	30	9	0	0	0	0	262	226	358	180		
2011-12	0	38	38	0	0	25	25	4	55	52	95	72	46	55	94	62	50	54	100	69	27	38	60	55	0	0	0	0	178	262	412	262		
2010-11	0	0	0	0	0	6	20	0	46	50	89	55	35	41	73	46	44	44	86	50	52	18	70	27	0	0	0	0	177	159	338	178		
2009-10	0	0	0	0	0	16	16	14	62	33	95	46	54	29	79	35	39	40	79	44	20	60	80	52	0	0	0	0	175	178	349	191		
2008-09	0	0	0	0	0	0	0	0	68	36	102	62	52	37	89	54	44	22	63	39	15	16	15	20	0	0	0	0	179	111	269	175		
2007-08	0	0	0	0	0	0	0	0	47	56	97	68	60	30	79	52	35	30	57	44	12	14	26	15	0	0	0	0	154	130	259	179		
2006-07	0	0	0	0	0	0	0	0	40	29	69	47	43	34	74	60	21	24	42	35	4	11	15	12	0	0	0	0	108	98	200	154		
2005-06	0	0	0	0	0	0	0	0	51	25	76	40	29	30	57	43	29	17	46	21	10	5	15	4	0	0	0	0	119	77	194	108		
2004-05	0	0	0	0	0	0	0	0	35	23	58	51	15	19	34	29	20	11	31	29	6	6	12	10	0	0	0	0	76	59	135	119		
2003-04	0	0	0	0	0	0	0	0	10	44	54	35	9	16	25	15	4	21	25	20	3	8	11	6	0	0	0	0	26	89	115	76		
2002-03	0	0	0	0	0	0	0	0	20	17	37	10	9	16	24	9	7	12	18	4	1	7	8	3	0	0	0	0	37	52	87	26		
2001-02	0	0	0	0	0	0	0	0	26	5	31	20	19	1	20	9	18	0	18	7	2	0	2	1	0	0	0	0	65	6	71	37		
2000-01	0	0	0	0	0	0	0	0	6	21	27	26	11	9	20	19	11	9	20	18	2	1	2	2	0	0	0	0	30	40	69	65		
1999-00	0	0	0	0	0	0	0	0	18	10	28	6	9	14	21	11	2	8	10	11	0	2	2	2	0	0	0	0	29	34	61	30		
1998-99	0	0	0	0	0	0	0	0	0	20	20	18	2	13	15	9	2	1	3	2	0	0	0	0	0	0	0	0	4	34	38	29		
1997-98	0	0	0	0	0	0	0	0	0	0	0	0	0	4	4	2	0	2	2	2	0	0	0	0	0	0	0	0	0	6	6	4	4	
			777				330				1497				2356				2236				558				46			7800				

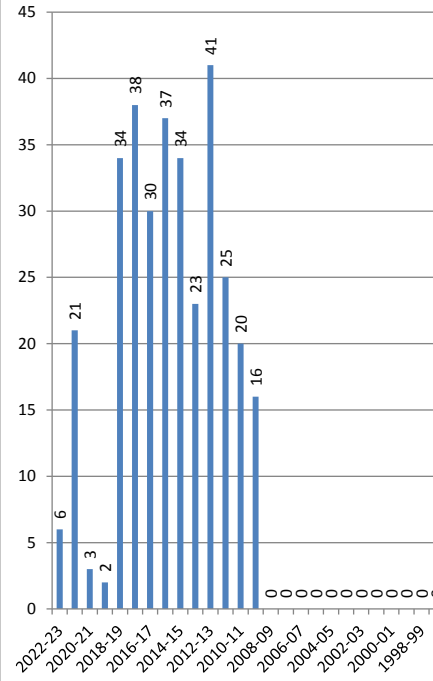
YEAR WISE PAYMENTS TO THE TOTAL STUDENTS



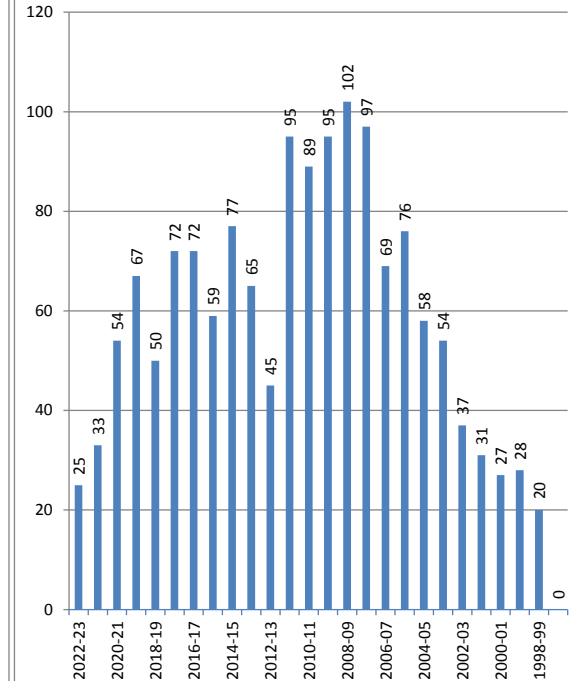
EVENT



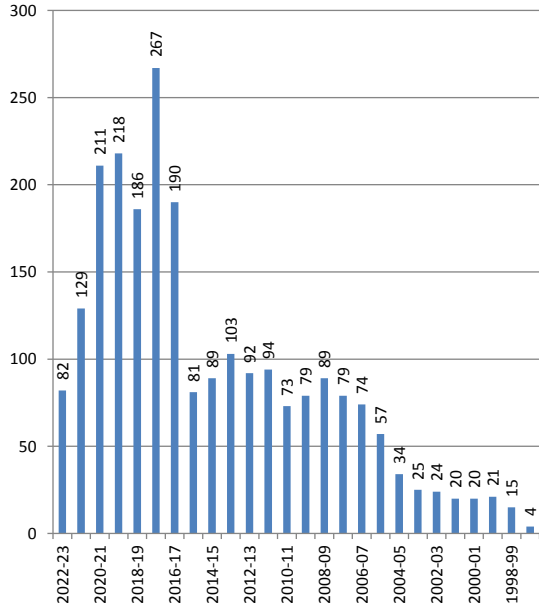
Category "O" (Up to VIII)



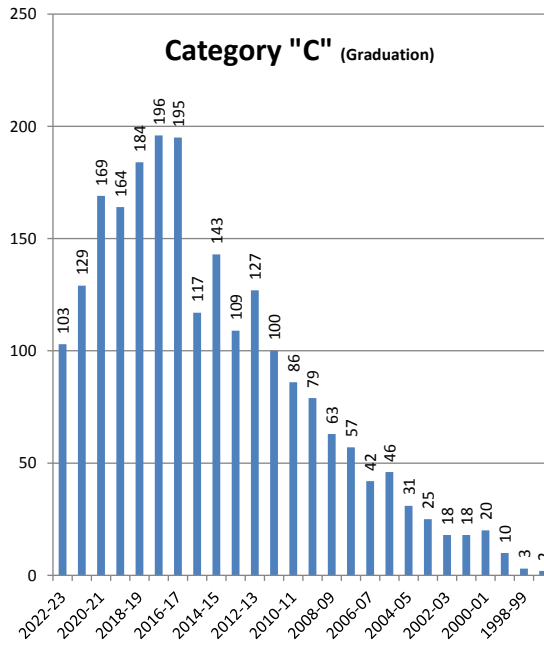
Category "A" (IX-X)



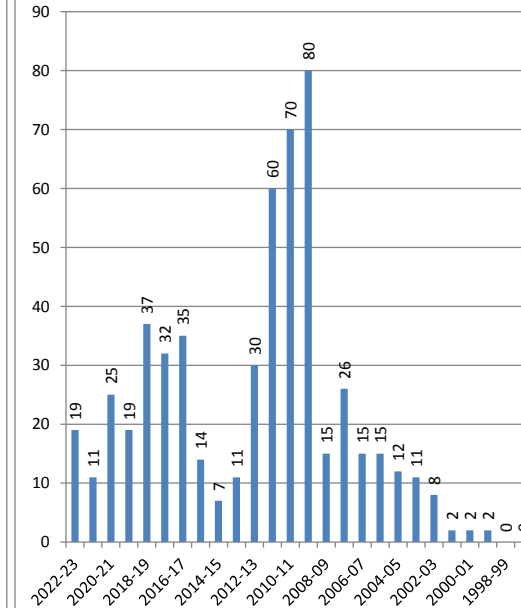
Category "B" (XI-XII)



Category "C" (Graduation)



Category "D" (Post Graduation)



Category "P" (Professional Course)

